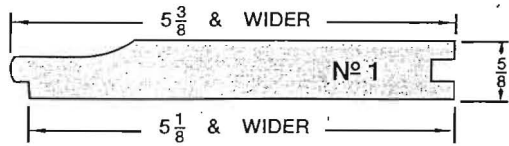
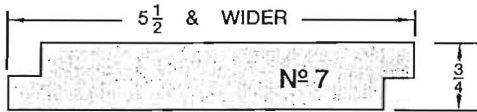


Standard Patterns & Sizes

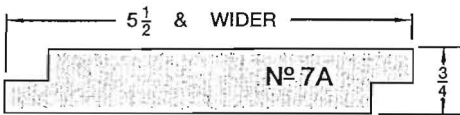
COVE SIDING / BOUVETAGE À GORGE



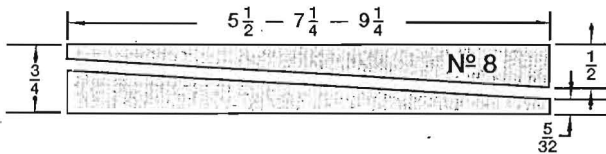
SHIPLAP SIDING / LAMBRIS À MI-BOIS



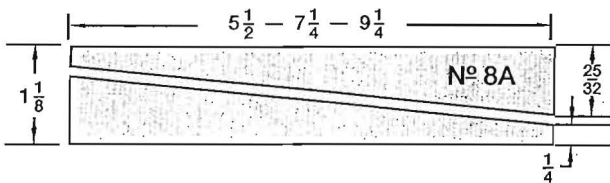
SHIPLAP SIDING / LAMBRIS À MI-BOIS



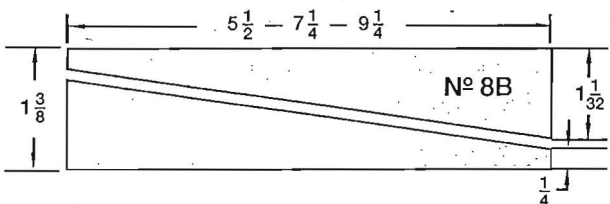
4/4 BEVEL SIDING / LAMBRIS À DÉCLIN 4/4



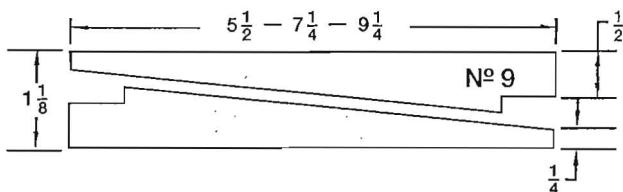
5/4 BEVEL SIDING / LAMBRIS À DÉCLIN 5/4



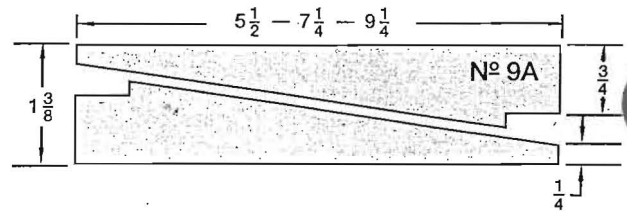
6/4 BEVEL SIDING / LAMBRIS À DÉCLIN 6/4



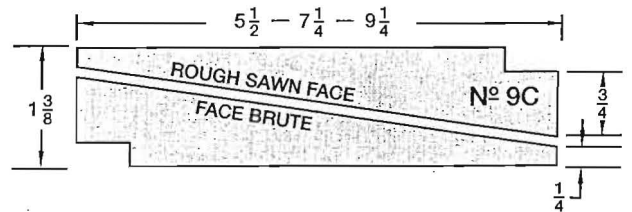
5/4 BEVEL SIDING; SHIPLAP JOINT / LAMBRIS À DÉCLIN 5/4; JOINT À MI-BOIS



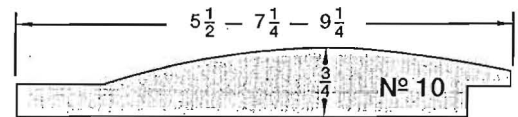
6/4 BEVEL SIDING; SHIPLAP JOINT / LAMBRIS À DÉCLIN 6/4; JOINT À MI-BOIS



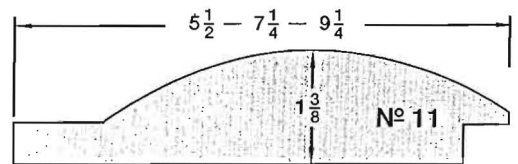
6/4 BEVEL SIDING; SHIPLAP JOINT / LAMBRIS À DÉCLIN 6/4; JOINT À MI-BOIS



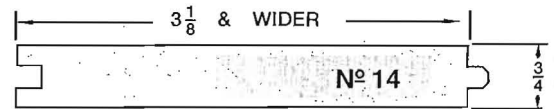
4/4 LOG SIDING / LAMBRIS DEMI-ROND 4/4




6/4 LOG SIDING / LAMBRIS DEMI-ROND 6/4



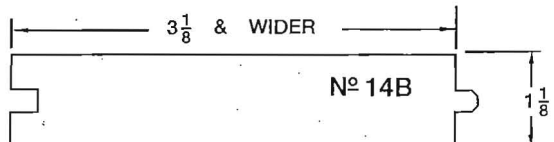
4/4 CENTRE MATCHED / BOUVETAGE MEDIAN 4/4



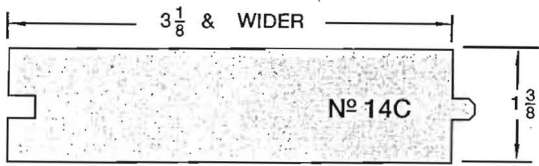
4/4 CENTRE MATCHED / BOUVETAGE MEDIAN 4/4



5/4 CENTRE MATCHED / BOUVETAGE MEDIAN 5/4




6/4 CENTRE MATCHED / BOUVETAGE MEDIAN 6/4



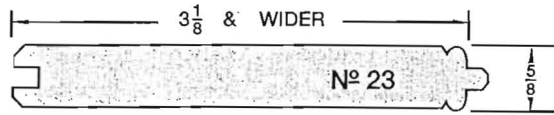
CENTRE BEAD 2S / LAMBRIS AVEC BAGUETTE MÉDIANE 2C




8/4 CENTRE MATCHED / BOUVETAGE MEDIAN 8/4



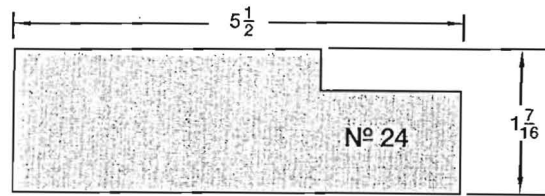
BEAD MATCH 2S / LAMBRIS AVEC BAGUETTE 2C BOUVETÉE



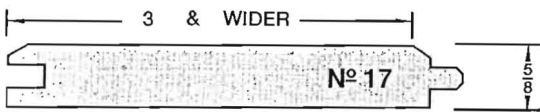
V MATCH 1S / BOUVETAGE AVEC V



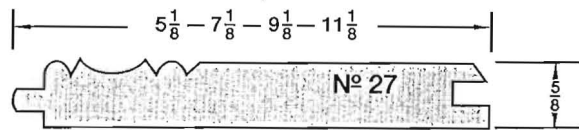
DOOR JAMB / CHAMBRANLE DE PORTE



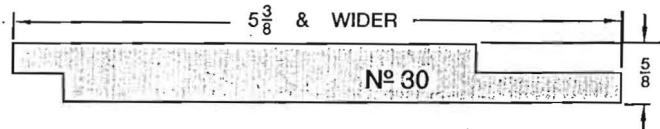
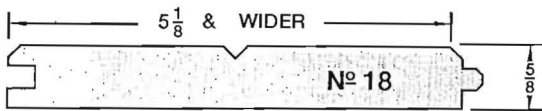
V MATCH 1S WIDE V / BOUVETAGE AVEC V



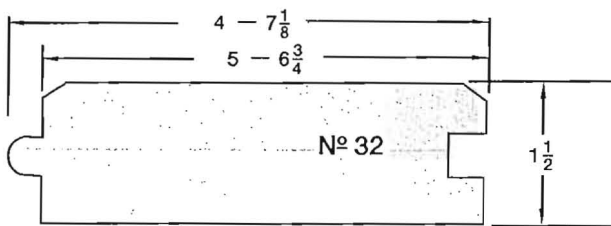
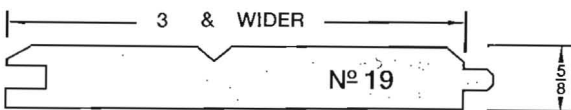
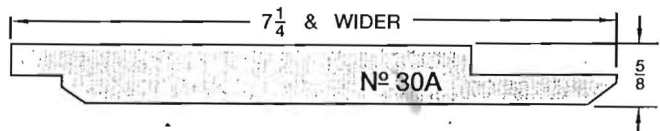
PICKWICK PANELLING / PANNEAUTAGE PICKWICK



CENTRE V MATCH 1S / BOUVETAGE AVEC V



CENTRE V MATCH 1S / BOUVETAGE AVEC V



V MATCH 2S / BOUVETAGE AVEC V 2C

